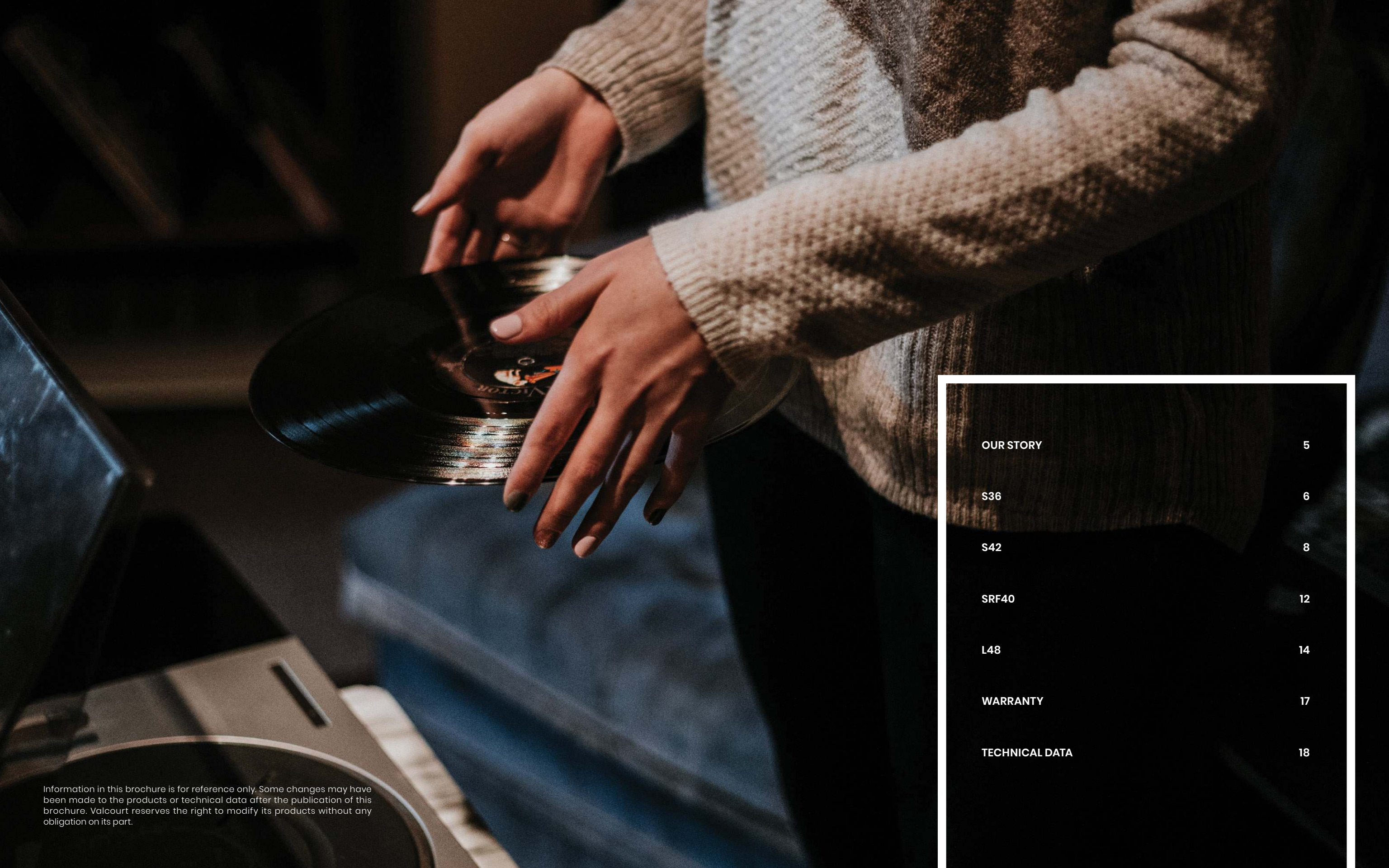


GAS FIREPLACE

COLLECTION



Valcourt



Information in this brochure is for reference only. Some changes may have been made to the products or technical data after the publication of this brochure. Valcourt reserves the right to modify its products without any obligation on its part.

OUR STORY

5

S36

6

S42

8

SRF40

12

L48

14

WARRANTY

17

TECHNICAL DATA

18



OUR STORY

A tradition of excellence, for more than 60 years.

It all started in 1958, when brothers Auguste and Lucien Valcourt founded the company Valcourt et Frère Enr. Very talented, they first stood out in the manufacture of stairs and wrought iron balconies that adorned the most beautiful homes of Quebec. Guided by his creativity, Auguste began in 1975 the manufacture of custom fireplace doors and slowly relinquished stairs and balconies. Once again, the quality of the products offered allowed the company to stand out in this new adventure.

It was in 1992 that Valcourt discovered its true vocation and manufactured its first wood fireplace: the Manor. Just as popular with consumers as with industry experts, this model has been replicated by multiple manufacturers without ever being matched. A few years later, Valcourt innovated again with its legendary guillotine fireplace, called Antoinette. Very first guillotine fireplace on the market, this model is the pioneer of this type and was a major success. Over the years, the fireplace industry has undergone many changes in environmental standards that have imposed increasingly severe restrictions. Living up to its previous successes, Valcourt has brilliantly met these new challenges and launched in 2015 the largest fireplace on the market that meets the EPA requirements.

Guided by endless creativity and the desire to offer the best to its customers, Valcourt continues this tradition of excellence and presents in 2020 a whole new range of gas fireplaces.

Fire, by Valcourt.

S36

FG00003

FG00006

Shaped for a modern lifestyle, the S36 gas fireplace exhibits a minimalist design and fits perfectly into smaller urban spaces or any cozy corner of your life.

The prize

The S36 fireplace's clean face provides a full view of the fire. The flames seem to move in a fluid motion as they disperse from the pan burner below. The realistic log set, accentuated with glowing embers, magically provides the experience of a real wood fire with no hassle. Its narrow depth (17 7/8") simplifies installation for your new construction or your renovation project.

Make it your Own

As you look through the invisible safety mesh, embellish the back wall of your fireplace with optional decorative panels: black steel for a quiet look; black ceramic to "mirror" some of the flame back at you; or rustic brick panels for a more traditional style. The optional finishing trim, available in two sizes, ensures a flawless finish around the edge of the fireplace.


The millivolt version (FG00006) with permanent pilot light is fitted with a tempered glass door. Indulge in a few extra luxuries with the (FG00003) version, featuring the Proflame II valve. It is equipped with a ceramic glass for better heat transfer and a multi-functional remote control which provides intermittent or permanent pilot option, extra flame height and speed adjustment for the optional blower.

Panel –
black porcelain



AC04300

Panel–
rustic brick



AC04301

Panel –
black steel



AC04305

Finishing trim –
regular



AC04306

Finishing trim –
large



AC04307



S42

FG00004

FG00007

With its striking aesthetics, the S42 gas fireplace provides captivating warmth and enhances the architectural elements of your home.

A Focal-Point

The S42 is a wider version of the S36 and provides more heat to respond judiciously to more spacious spaces. Thanks to its large glass surface, this model offers a magnificent vision of the flames. The flames seem to move in a "fluid" motion as they disperse from the pan burner below. The realistic log set, accentuated with glowing embers, magically provides the experience of a real wood fire without the hassle. The narrow depth (17 ½") simplifies installation for new construction or your renovation project.

Make it Your Own

As you look through the invisible safety mesh, you can embellish the back wall of your fireplace with optional decorative panels: black steel for a quiet look; black ceramic to "mirror" some of the flame back at you; or rustic brick panels for a more traditional look. The optional finishing trim, available in two sizes, ensures a flawless finish around the edge of your fireplace. Lava rocks are also available to enhance the look of your fireplace. Those who want more heat can also opt for the addition of a variable speed blower.


The millivolt version (FG00007) with permanent pilot light is fitted with tempered glass and standard controls. Indulge in a few extra luxuries with the (FG00004) version featuring the Proflame II valve. It is equipped with ceramic glass for more heat transfer. The (FG00004) includes a multifunction remote control which offers an intermittent or permanent pilot option, extra flame height and speed adjustment for the optional blower.

Panel –
black porcelain



AC04310

Panel –
rustic brick



AC04311

Panel –
black steel



AC04315

Finishing trim –
regular



AC04316

Finishing trim –
large



AC04317



A person's hands are shown holding a large, vibrant orange and red maple leaf. The person is wearing a dark jacket and a watch. The background is a dense field of fallen autumn leaves in various shades of orange, red, and brown.

MADE BY CANADIANS, FOR CANADIANS.

Proudly established in Quebec since 1991, Valcourt is a local business for which fireplaces are a true vocation.

Choosing a Valcourt product means prioritizing the quality of the finish and materials, the manufacturing robustness and the durability stemming from undeniable know-how. By becoming a Valcourt customer, you will benefit from local after-sales support that meets your expectations, provided by a network of expert retailers, in collaboration with our experienced team.

Choosing a Valcourt product contributes to the influence of the local economy by supporting our communities and the people who work under fair conditions. As a Canadian manufacturer, it is also important for us to use quality raw materials by sourcing from local partners. More than 90% of our raw materials come from North America, notably steel.

SRF40

FG00002

Truly unique, the SRF40 fireplace will transform your space into the privileged place to live unforgettable moments of relaxation.

The authentic fire experience, made simple

Enjoy the beauty of a realistic fire, with all the simplicity of using a gas fireplace. Equipped with two burners, the TruFlame technology of the SRF40 produces real-looking flames that dance and wrap around the hand-painted ceramic fiber logs. Embellished with an ember bed, the logs are designed to perfectly imitate real wood. Enjoy the comfort and warmth of the fire, at the touch of a button, without ever having to leave your favorite seat.

Luxury as you imagine it

Make your home a place that suits you and where you enjoy living, every day! Choose from two models of brick panels: lighthouse or herringbone for a classic atmosphere; or reflective black glass for more refinement. Our finishing trim, available in two sizes, ensures a smooth transition between your fireplace and the adjacent wall. The SFR40 is equipped with an ultra-quiet blower, a safety invisimesh screen and an integrated lighting system.

Panel – black reflective glass



AC04322

Panel – rustic brick



AC04321

Panel – herringbone brick



AC04326

Finishing trim – regular



AC04325

Finishing trim – large



AC04328



Blower included



L48

FG00001

Larger than life, this gas fireplace is a beautiful addition to any spacious family room to create warmth and luxury.

Relax and enjoy the show

While relaxing from across the room, you can turn on the flame, adjust its intensity, and set the optional light kit to your preference. Included are an ultra-quiet 260 CFM adjustable speed blower, a safety invisimesh screen and a black polished glass covering the burner.

The fireplace of your dreams

Tailor your tastes for the perfect atmosphere. Design the interior of your fireplace to reflect the beauty of your home by selecting an interior backdrop of black steel panels or reflective glass for remarkable elegance. Our regular or large finishing trim and our optional modular halogen lighting system are all available to create that warmth and luxury even with the flames off. The highest quality ceramic fiber driftwood logs and river rocks will complete your setup.



Panel – black steel




AC04329

Panel – black reflective glass



AC04331

Finishing trim – regular



AC04332

Finishing trim – large



AC04333





WARRANTY

Valcourt does not compromise when it comes to excellence in manufacturing its products. This is guaranteed by a highly qualified workforce and state-of-the-art equipment. This tradition of excellence allows us to offer our customers peace of mind, through one of the best warranties in the industry.

LIMITED LIFETIME

Combustion chamber

Heat exchanger

Ceramic glass door

Burner

For more details, visit our website at
www.valcourtinc.com/en/warranty/

TECHNICAL DATA

GAS
SIZE AND TYPE OF GLASS
BTU/H INPUT (MIN/MAX) – PROPANE NATURAL
DIRECT VENT
TYPE OF VALVE
TURN DOWN CAPACITY – PROPANE NATURAL
EFFICIENCY (P4.1)
WARRANTY

REQUIRED ACCESSORIES

OPTIONS

DIMENSIONS

S36

Propane | Natural

32" x 28 7/8"
Tempered – FG00006
Ceramic – FG00003

19 000 | 24 000
18 000 | 24 000

4" x 6 5/8" Top Vent
Rigid and flex

Millivolt – FG00006
Proflame II – FG00003

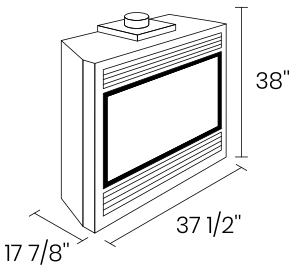
20.8 %
25.0 %

51.1 %

Limited lifetime

- 1 Classic wood logs with black glowing wool
- 2 Panels –
Black porcelain
Rustic brick
Black steel

LP to NG conversion kit
Variable speed blower
Lava rocks
Finishing trim –
Regular | Large



S42

Propane | Natural

38" x 30 7/8"
Tempered – FG00007
Ceramic – FG00004

22 000 | 26 500
21 000 | 28 500

4" x 6 5/8" Top Vent
Rigid and flex

Millivolt – FG00007
Proflame II – FG00004

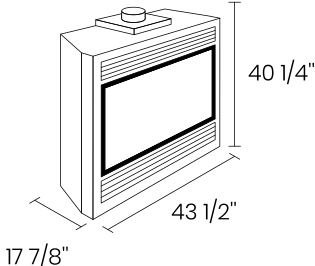
16.9 %
23.3 %

51.3 %

Limited lifetime

- Classic wood logs with black glowing wool
- 2 Panels –
Black porcelain
Rustic brick
Black steel

LP to NG conversion kit
Variable speed blower
Lava rocks
Finishing trim –
Regular | Large



SRF40

Propane | Natural

37 3/8" x 31 1/2"
Ceramic

16 500 | 45 000
15 000 | 47 500

5" x 8" Top Vent
Rigid and flex

Proflame II

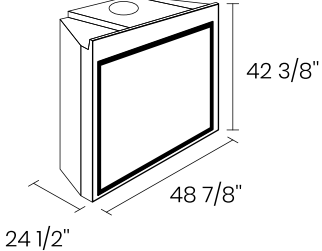
63.3 %
68.4 %

70.7 %

Limited lifetime

- Classic wood logs with embers and black glowing wool
- 2 Panels –
Black reflective glass
Rustic brick
Herringbone brick

LP to NG conversion kit
Finishing trim –
Regular | Large



L48

Propane | Natural

48" x 12 7/8"
Ceramic

27 000 | 34 000
25 000 | 38 000

5" x 8" Top Vent
Rigid and flex

Proflame II

20.6 %
34.2 %

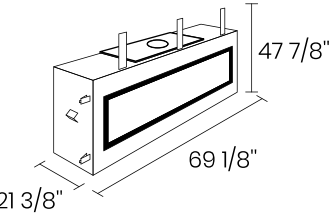
67.3 %

Limited lifetime

- Driftwood logs and river rocks
- 2 Panels –
Black steel
Black reflective glass

Finishing trim –
Regular | Large

LP to NG conversion kit
Variable halogen lighting



PUB362



10-2020
Printed in Canada

