



GAS INSERT

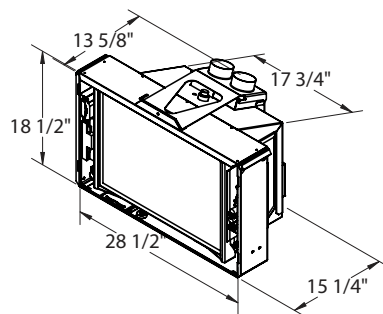
# TOFINO *i20S*



Shown with: Artisan Black Front, Split Log Burner Media, Ledgestone Panels

BTU Input NG20,000 BTU  
BTU Input LP20,000 BTU  
P.4.1-15 Efficiency NG72.8%  
P.4.1-15 Efficiency LP72.8%

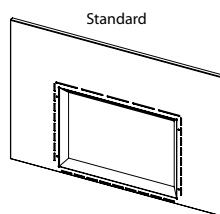
## Unit Dimensions



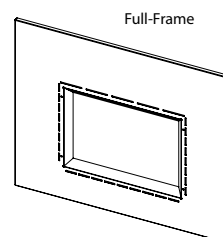
## Standard Features

- SIT Proflame 2 Valve System (120V)
- Split-Flow Burner to Maximize Flame Control
- Built in blower
- Interior Firebox Lighting
- Remote Control or Manual Control
- Burner Base (Burner Media package sold separately)
- Design-A-Fire Interior Options
- No-Tool Decorative Front Installation
- Multiple Decorative Front Options
- Integrated Stainless Steel Micro-Mesh Safety Screen
- Integrated Leveling System
- Easy Venturi and Flue Damper Adjustment
- Easy Access to Module, Valve, and Gas Shut Off
- Centered Side-by-Side Venting, 3x3 Collinear
- NG or LP Dedicated Units

## Backing Plates



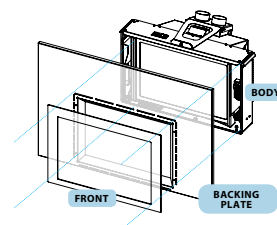
Standard



Full-Frame

Regular: 38" (w) x 26" (h)  
Oversize: 42" (w) x 28" (h)

35 1/4" (w) x 27 1/8" (h)



## BURNER MEDIA



Split Log



Driftwood Log



Black Glass



Twilight Glass

## FIREBOX PANELS



Ledgestone



Red Brick



Grey Fluted



Black Porcelain

## DECORATIVE FRONTS



Artisan Black



Artisan Brushed Nickel



Modern Black



Modern Brushed Nickel